



6 TIPS

HOW TO LEARN POLISH AND SURVIVE?

CAN YOU LEARN POLISH?

Everyone says you can't....

That it's just a headache, that it's impossible, illogical...

Mission impossible!

What if everyone is wrong?

What if you have to learn in a different way?

TIP 1

PRONUNCIATION

Everyone complains that there are so many consonants, so much hissing, so much 'shushing' ... disaster!!!

How do I pronounce it? How to decipher it?

No wonder taxi drivers take you to the wrong end of the city if you mispronounce the name of the street where you live ...

No wonder no one says out loud that he/she is happy, if "happy" is "szczęśliwy" in Polish!

No wonder you can't pronounce a new word well if you always start with consonants!

Start with vowels!

In Polish, we only have 6 vowels: A O U E Y I.

We can add two more nasal vowels: A Ę

Total: 8 vowels! Not too dramatic, right?





Polish is based on vowels.

They all have one length - we do not have long and short variants of individual vowels. Instead, we have a strong, constant accent on the second syllable from the end. That is why the melody of the Polish language is constant, monotonous and quite boring.

To catch this melody, you must pronounce strong and long vowels.

Don't shorten them!

Don't eat them!

Turn on "slow motion mode"!

Like here: **dziEń dObrY**, here: **przEprAszAm** and here: **szczĘśliwY**

Practice vowels, and then gradually add consonants and consonant groups. It's a bit like acting and singing exercises.



TIP 2

VOCABULARY



Is Polish your first Slavic language? All words new to you?

Can't anchor them to anything you already know?

Probably making endless word lists???

Learn words with cool, inspiring and surprising photos.


Have you heard that one picture is worth a thousand words?

Your brain knows that.

Learn vocabulary by saying it loud and clear.

Exaggerate pronunciation and articulation.

Chant! Rap! Sing! Clap! Tap! Dance to the beat!



Learn vocabulary in modern applications that, thanks to algorithms, will set the right rhythm for you and additionally give you the option to choose the type of exercise - you can listen, you can read, you can write or do a multiple-choice quiz.

Learn vocabulary in dialogues. From the very beginning, build the simplest sentences, which consist of two, then three or four and more words.

TIP 3

GRAMMAR



Polish language has them both:

- declension of nouns, adjectives, pronouns and numbers
- conjugation of verbs

which means:

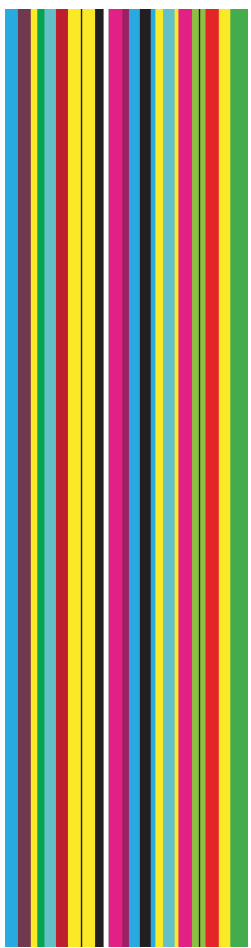
We change, change, change... we change everything. REALLY EVERYTHING.

Almost 😊

One noun or adjective might have 14 declinated forms.

We have them trillions! Illogical? Or maybe just "a lot"? BIG DATA! For sure, too much to absorb everything at once - you can't take it! Simply because, as human beings, we can remember between 3 and 7 elements at one time.

Polish is best digested in small doses, like an elephant eaten piece by piece, in bitesize chunks. **Focus on one grammar thing and learn it** so that you can say "Ok. I get it! Maybe I'm not a world champion, but I understand".



And support your memory visually!
Colour code your notes! Draw stuff!
Highlight key elements!
Sort and arrange your notes so that one glance is enough
to see the most important things!
Make a mind map, visual note or poster!
And if you are a fan of tables,

EXCEL YOURSELF!

TIP 4

STRUCTURE

You know it? I learn and learn, I open my mouth to speak and nothing.

Nothing!!!

I do not speak!

I do not know where to start ...

Because using words alone will do nothing. As you already know, from the beginning you need to build short sentences and use new words as they are used naturally - in sentences.

A word list is not a sentence!

My French high school teacher told us: "What use is knowing a word if you don't know how to use it in a sentence? BUT (!) if you know how to construct a correct sentence, you will ask for a word you do not know, ask for help - you will manage".

Learn model sentences!

Build practical situations and use your model phrases in them!

Listen to model dialogues!

Construct similar ones by listing the words you learn!

Think through situation, structure and dialogue!





TIP 5

BOOK

I have reviewed the entire book! - you say.

But what does it mean?

You did all the exercises, read all the texts... and what should you do next?
Start again?

Or maybe it's just worth choosing another book?

Another source of information?

Or even different sources of information?

What will be the best?


A book that will allow you to work, and not do all the work for you, where
you will not find everything served on a plate.

Choose a book!

A book that will give you space so that you can base learning Polish on
your experience and strengths, and not have to complete forms in banal
sentences. A book that teaches beginners through interesting topics and
tasks, not without purpose, imagination and a sense of humor.

Also, **find some good sources!** You may not know it, but Polish teachers
are everywhere. On the internet too. We make materials, graphics,
podcasts.

Just take it! And learn!





TIP 6

CULTURE

Why? Why? Why?

Why do you do it this way and not otherwise?

Why are you behaving like this?

Why do you answer this way?

This is usually the first question we ask in a new country. The sooner we find the answers, the more we understand, the easier it will be for us to live and communicate.

Look for cultural and historical information from the beginning!

It's really important.

In and out of class.


In Polish and in any other language you know.


It helps to understand the country and the people with whom we have to live and work.



My name is Dagmara Sobiecka.

I strongly believe language is simply a tool to communicate and it's possible to break down barriers thanks to it. Real conversation builds bridges between people and cultures. It's worth getting to know each other better.





feel free to contact me if you have any questions

kontakt@cupofpolish.com

+48 508 700 508

<https://www.facebook.com/cupofpolish>

to receive more info about Cup of Polish courses,
sign up here:

<https://forms.gle/1YbtpqzHsw6eyFN89>

